
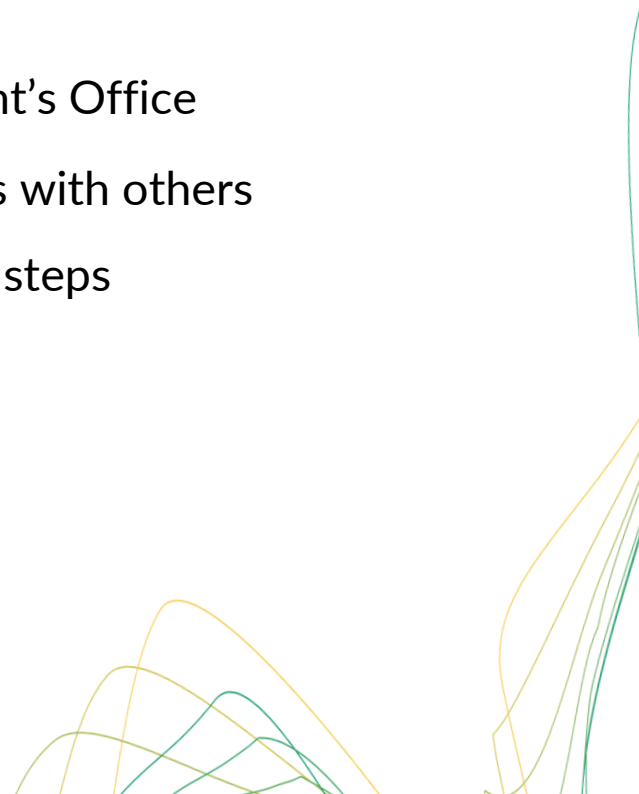


TOOLKIT 3

# TAKE ACTION WITH COMMONS



# Table of Contents

- 02** Who is this toolkit for
  - 03** Introduction
  - 04** Reach out to your local District Attorney's or Police Department's Office
  - 05** Discuss the data and your ideas with others
  - 06** Work together to identify next steps
  - 07** Share data publicly
  - 08** Conclusion
- 

# Who is this toolkit for?

This toolkit equips you with the knowledge to navigate Commons with confidence, and understand what it provides.

The toolkit is designed for:

- **Academics**

Learn how to elevate your research by diving into the possibilities of data interpretation and leveraging it to take your studies to the next level.

- **Community-Based Organizations**

Learn how to leverage data for informed decision-making, ensuring your initiatives resonate with the heart of your community.

- **Institutions**

Gain insights for enhanced data navigation, informed decision-making, and meaningful mission contributions.

- **Social Services Advocates**

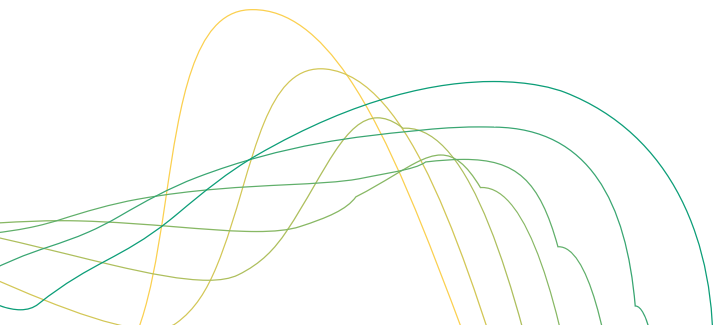
Learn how data can serve as a potent ally in comprehending and addressing the unique needs of the individuals you serve.

# Introduction

Now that you have reviewed your community's data in Commons and hopefully gained a better understanding of how the criminal justice system functions in your community, you may be wondering what you can do with everything you've learned.

**Here are a few actions you can take to inspire change in your community today:**

- **Reach**  
Reach out to your local District Attorney's or Police Department's Office
- **Discuss**  
Discuss the data and your ideas with others
- **Share**  
Share data publicly




# Reach out to your local District Attorney's or Police Department's Office

You may have questions about a specific data point you see in Commons or have an idea of ways to improve outcomes.

You can direct your questions and ideas to your local district attorneys or police department offices by sending an email, giving them a call, or reaching out via their social media account (s). You should be able to locate this information on your local agency's website or social media page (s).

**After you make contact, take time to schedule a meeting to share your questions or ideas directly.**

Ask if they have a community group, board, or coalition that they meet and communicate with regularly. Gather all of the information you need about the group to make an informed decision on if you would like to join.



# Discuss the data and your ideas with others

Engaging in conversations about the data you see in Commons and generating ideas is essential in driving positive change in your community.

To begin, you can discuss the data with your family, friends, colleagues, and members of various community organizations and groups or start your own group centered around local criminal justice data.

**During these discussions, share insights and perspectives to uncover shared priorities.**

Be intentional in hearing diverse voices, especially those impacted by the local criminal justice system, to gain a collective understanding of the issues or opportunities that others are experiencing or noticing.



# Work together to identify next steps


After discussing, work together to identify ways to collaborate and partner to contribute to changing policies or improving outcomes.

**Write down your ideas and consider exploring avenues for collective action that involve multiple stakeholders, such as existing organizations or groups in the community that have a criminal justice focus.**

By aligning efforts, you can leverage collective strength and resources to address specific issues and contribute to meaningful change in your community.

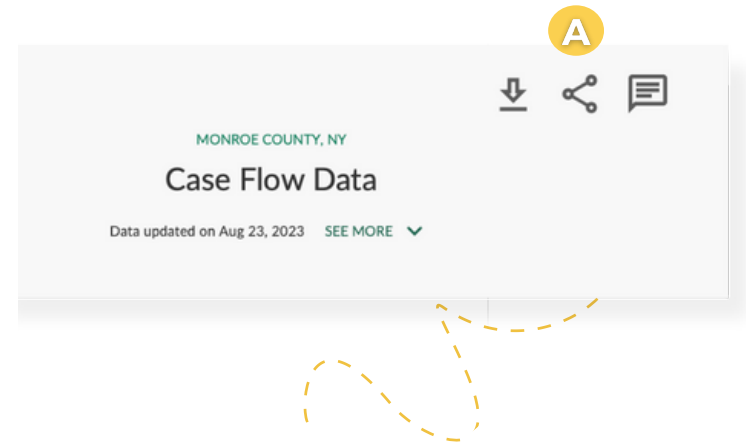


# Share data publicly

To promote greater transparency and accountability in criminal justice data, you can  share the information you see in Commons with your family, friends, colleagues, and community organizations, elected officials, and media outlets. Simply click on the "share" icon and send the link (if enabled) or directly email them.

## Integrate Commons into your recurring organization or group meetings.

Discuss data points that are of interest to you and your group. Track your local policy goals (if available) and explore data and its implications in more detail.



Sharing the data will help draw attention to the issues that matter most to you in your community, and it can encourage others to work together with you towards a common goal. Therefore, do not hesitate to share the data and invite others to join you in championing the collective change you want to see.



# Conclusion

Equipped with your community's local criminal justice data from Commons, we hope you are empowered to drive meaningful change.


By taking actionable steps to reach out to your local prosecutor's office or police department and discuss data findings, sharing data insights within your circles, engaging in constructive dialogue with friends, family, and community groups, and disseminating crucial data to elected officials, media outlets, and other interested parties; you can catalyze tangible change in your community.

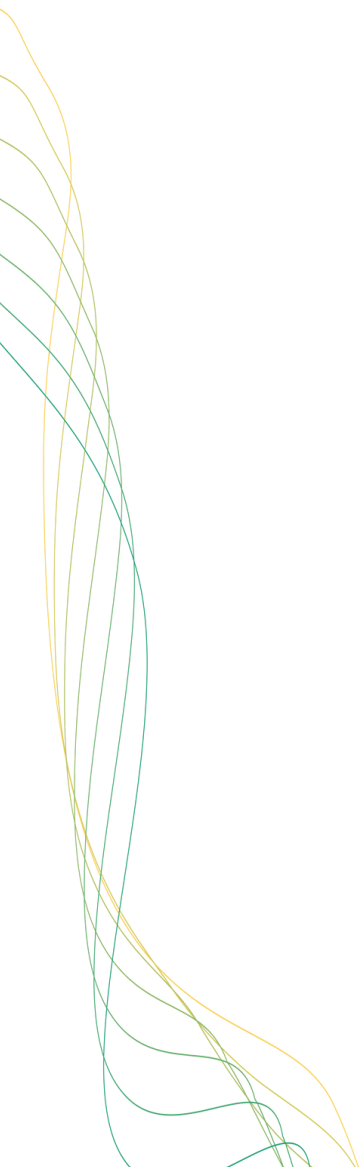
Fostering a more transparent and equitable society for all. Let's keep the conversations alive and sustain the momentum toward positive transformations in our community's criminal justice system."

# Contact Us

**MEASURES FOR JUSTICE**

[engagement@measuresforjustice.org](mailto:engagement@measuresforjustice.org)







Provided by Measures for Justice